



NAAC⁺⁺ Grade with CGPA 3.52

STUDENT SATISFACTION SURVEY

ACADEMIC YEAR 2023-24

SHIVAJI UNIVERSITY, KOLHAPUR (MS)

Executive Summary

Internal quality Assurance Cell (IQAC) which is the prime objective to upgrade and monitor the academic quality education has conducted a Student Satisfaction Survey regarding teaching learning and evaluation for the academic year 2023 24. The survey was developed as per the questionnaires as published by National Assessment and Accreditation Council (NAAC's) for higher education institutions. IQAC of the Shivaji University Kolhapur has devised a Google form containing the questionnaire for the survey and it was circulated amongst all the departments of the University Campus. Students respondents in the survey were asked to read the questions in the form options provided for them. There were 426 students who have participated and responded within this Student Satisfaction Survey across all the four faculties i.e. Faculty of Science and Technology ,Faculty of Commerce and Management, Faculty of Humanities, Faculty of interdisciplinary studies within the University Campus.

Descriptive Statistics for Survey Items

Item	Item description	Total Respon	85% to 100%	70% to 84%	55%to 69	30% to 54%	Below 30 %
-------------	-------------------------	---------------------	--------------------	-------------------	-----------------	-------------------	-------------------

		dents					
1.	How much of the syllabus was covered in the class?	426	45.3	33.3	17	3.72	0.70
Item	Item description	Total Respondents	Won't teach at all	Indifferently	Poorly	Satisfactorily	Thoroughly
2	How well did the teachers prepare for the classes?	426	0.70	0.93	6.10	62.2	30
Item	Item description	Total Respondents	Very poor communication	Generally ineffective	Just satisfactorily	Sometimes effective	Always effective
3	How well were the teachers able to communicate?	426	1.17	1.87	12.20	24.41	60
Item	Item description	Total Respondents	Poor	Fair	Good	Very good	Excellent
4	The teacher's approach to teaching can best be described as	426	1.40	0.46	23.47	35.68	34.50
Item	Item description	Total Respondents	Unfair	Usually unfair	Sometimes unfair	Usually fair	Always fair
5	Fairness of the internal evaluation process by the teachers.	426	2.11	2.34	11.73	31.92	51.87

Item	Item description	Total Respondents	Never	Rarely	Occasionally/Sometimes	Usually	Every time
6	Was your performance in assignments discussed with you?	426	1.87	5.63	12.20	31	49.29
Item	Item description	Total Respondents	Never	Rarely	Sometimes	Often	Regularly
7	The institute takes active interest in promoting internship, student exchange, field visit opportunities for students.	426	5.16	8.68	17.60	25.82	41.78
Item	Item description	Total Respondents	Not at all	Marginally	Moderately	Very well	Significantly
8	The teaching and mentoring process in your institution facilitates you in cognitive, social and emotional growth.	426	2.34	3.28	24.88	41.31	27.46
Item	Item description	Total Respondents	Strongly disagree	Disagree	Neutral	Agree	Strongly agree
9	The institution provides multiple opportunities to learn and grow.	426	1.17	1.87	18.30	45.77	32.86
Item	Item description	Total Respondents	Never	Rarely	Occasionally/Sometimes	Usually	Every time

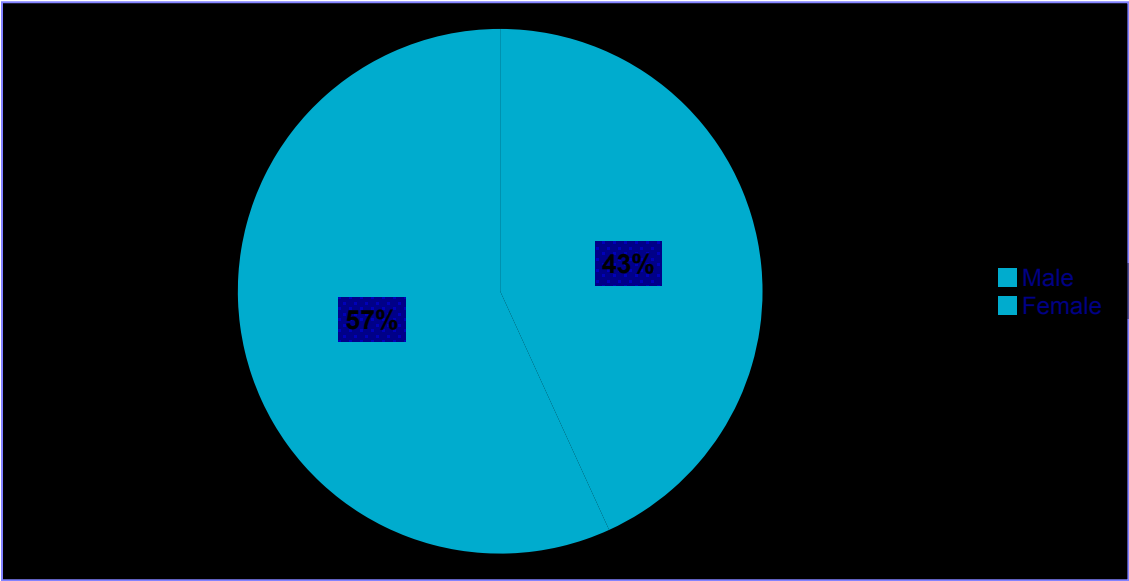
10	Teachers inform you about your expected competencies, course outcomes and programme outcomes.	426	1.17	3.52	10.56	34.27	99.49
Item	Item description	Total Respondents	I don't have a mentor	Rarely	Occasionally/Sometimes	Usually	Every time
11	Your mentor does a necessary follow-up with an assigned task to you.	426	0.70	3.75	10.32	33.56	51.64
Item	Item description	Total Respondents	Never	Rarely	Occasionally/Sometimes	Usually	Every time
12	The teachers illustrate the concepts through examples and applications.	426	0.93	3.75	7.51	32.86	55
Item	Item description	Total Respondents	– Unable to	Slightly	– Partially	Reasonably	Fully
13	The teachers identify your strengths and encourage you by providing the right level of challenges.	426	4.92	4.92	14.31	30.28	45.53
Item	Item description	Total	Never	Rarely	Occasionally	Usually	Every

		Respon dents			lly/Someti mes		time
14	Teachers are able to identify your weaknesses and help you to overcome them.	426	5.39	8.68	11.03	33.09	41.54
Item	Item description	Total Respon dents	Strongl y disagree	Disagree	Neutral	Agree	Strongl y agree
15	The institution makes an effort to engage students in the monitoring, review and continuous quality improvement of the teaching learning process.	426	2.11	3.52	14.31	46.24	32.39
Item	Item description	Total Respon dents	Not at all	Very little	Somewhat	Moderat e	To a great extent
16	The institute/ teachers use student centric methods, such as experiential learning, participative learning and problem solving methodologies for enhancing learning experiences	426	3.05	4.69	10.32	45.30	36.61
Item	Item description	Total Respon dents	Strongl y disagree	Disagree	Neutral	Agree	Strongl y agree
17	Teachers encourage you to	426	11.85	3.75	13.84	42.25	38.96

	participate in extracurricular activities						
Item	Item description	Total Respondents	Not at all	Very little	Somewhat	Moderate	To a great extent
18	Efforts are made by the institute/ teachers to inculcate soft skills, life skills and employability skills to make you ready for the world of work.	426	2.34	4.92	9.15	45.53	38.02
Item	Item description	Total Respondents	Below 29%	30 – 49%	50 – 69%	70 – 89%	Above 90%
19	What percentage of teachers use ICT tools such as LCD projector, Multimedia, etc. while teaching.	426	0.70	1.87	7.51	37.79	52.11
Item	Item description	Total Respondents	Strongly disagree	Disagree	Neutral	Agree	Strongly agree
20	The overall quality of the teaching-learning process in your institute is very good.	426	1.87	2.81	15.49	42.95	36.85

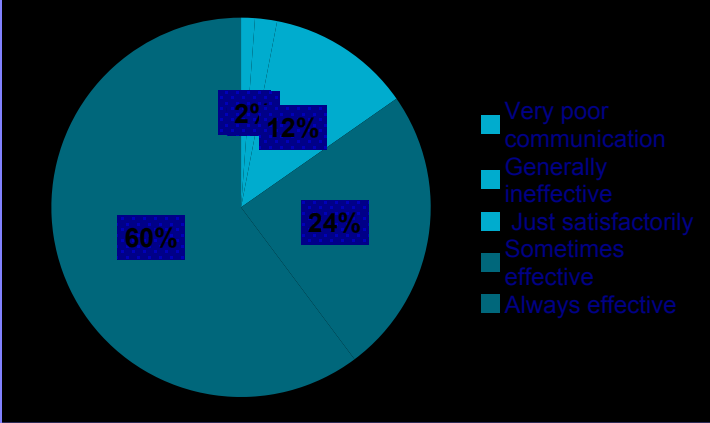
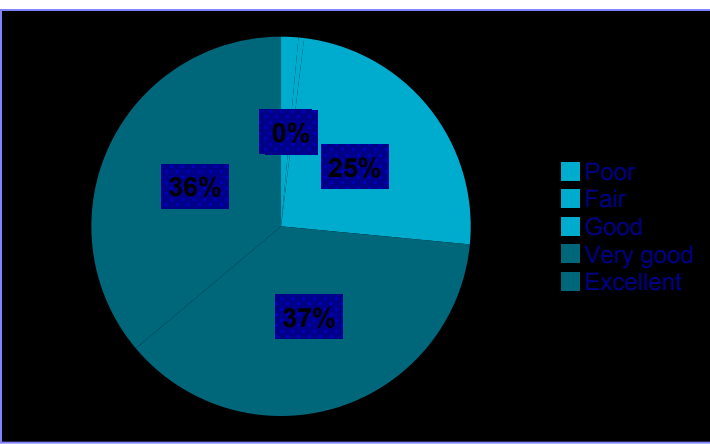
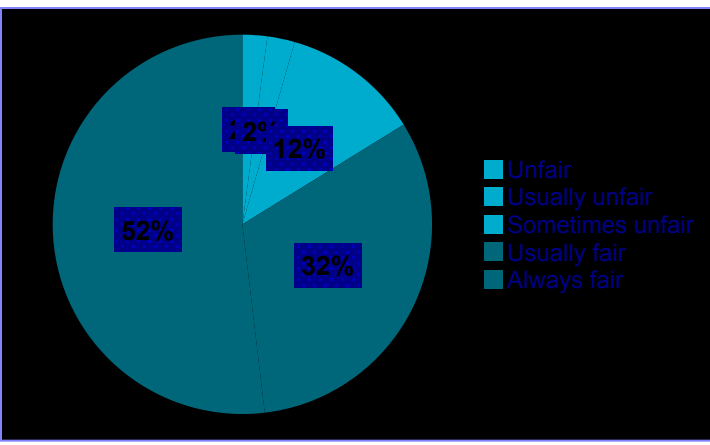
Gender wise respondent students

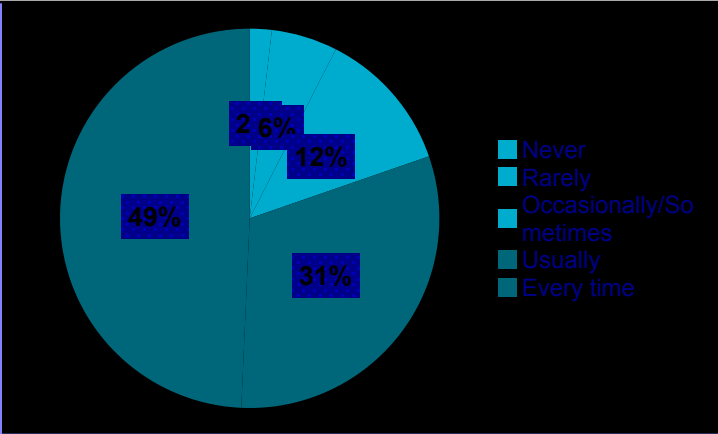
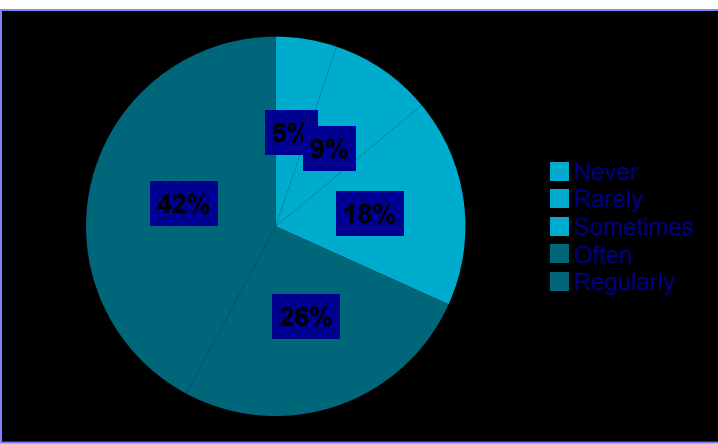
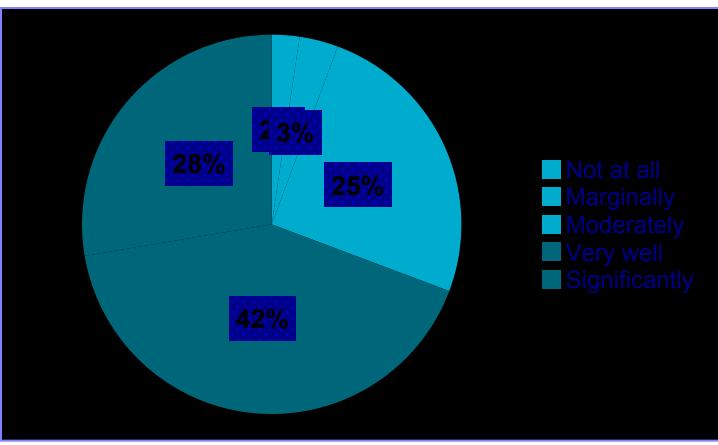
Sr.No	Gender	
1	Male	40.14
2	Female	52.81



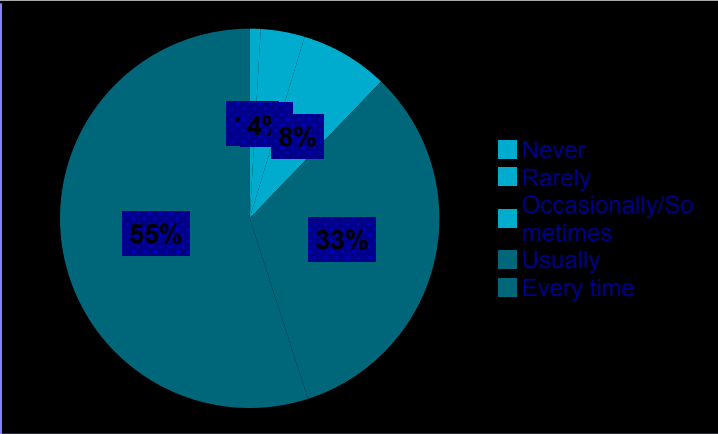
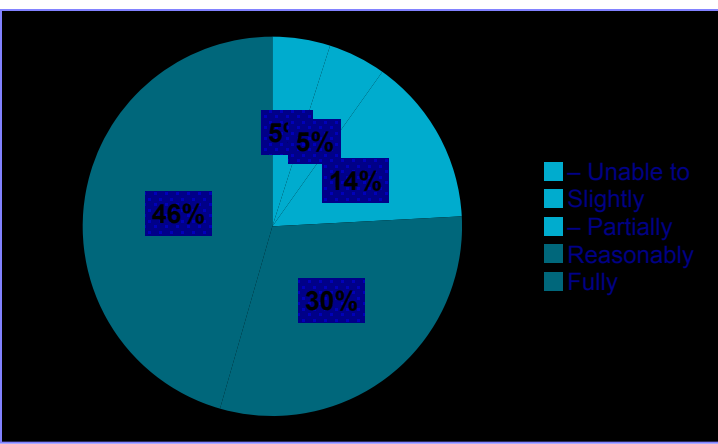
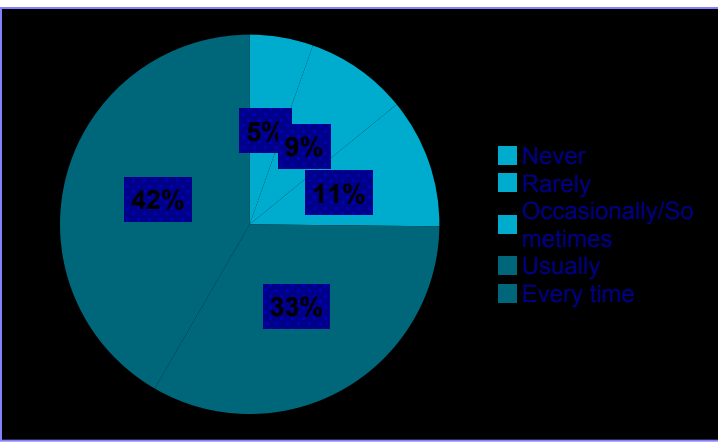
Diagrammatic Representations for Survey items

Sr. No.	Questions	Diagrammatic representation												
1.	How much of the syllabus was covered in the class?	<table><tr><th>Percentage Range</th><th>Percentage</th></tr><tr><td>85% to 100%</td><td>45%</td></tr><tr><td>70% to 84%</td><td>33%</td></tr><tr><td>55% to 69%</td><td>17%</td></tr><tr><td>30% to 54%</td><td>41%</td></tr><tr><td>Below 30 %</td><td>1%</td></tr></table>	Percentage Range	Percentage	85% to 100%	45%	70% to 84%	33%	55% to 69%	17%	30% to 54%	41%	Below 30 %	1%
Percentage Range	Percentage													
85% to 100%	45%													
70% to 84%	33%													
55% to 69%	17%													
30% to 54%	41%													
Below 30 %	1%													
2.	How well did the teachers prepare for the classes?	<table><tr><th>Preparation Level</th><th>Percentage</th></tr><tr><td>Won't teach at all</td><td>16%</td></tr><tr><td>Indifferently</td><td>62%</td></tr><tr><td>Poorly</td><td>30%</td></tr><tr><td>Satisfactorily</td><td>1%</td></tr><tr><td>Thoroughly</td><td>1%</td></tr></table>	Preparation Level	Percentage	Won't teach at all	16%	Indifferently	62%	Poorly	30%	Satisfactorily	1%	Thoroughly	1%
Preparation Level	Percentage													
Won't teach at all	16%													
Indifferently	62%													
Poorly	30%													
Satisfactorily	1%													
Thoroughly	1%													
3.	How well were the													

	teachers able to communicate?	 <p> Very poor communication Generally ineffective Just satisfactorily Sometimes effective Always effective </p>
4.	The teacher's approach to teaching can best be described as	 <p> Poor Fair Good Very good Excellent </p>
5	Fairness of the internal evaluation process by the teachers.	 <p> Unfair Usually unfair Sometimes unfair Usually fair Always fair </p>
6	Was your performance in assignments discussed with you?	

		 <p> Never Rarely Occasionally/Sometimes Usually Every time </p>
7	The institute takes active interest in promoting internship, student exchange, field visit opportunities for students.	 <p> Never Rarely Sometimes Often Regularly </p>
8	The teaching and mentoring process in your institution facilitates you in cognitive, social and emotional growth.	 <p> Not at all Marginally Moderately Very well Significantly </p>
9.	The institution provides multiple opportunities to learn and grow.	

		<p>Legend:</p> <ul style="list-style-type: none"> Strongly disagree Disagree Neutral Agree Strongly agree
10	Teachers inform you about your expected competencies, course outcomes and programme outcomes.	<p>Legend:</p> <ul style="list-style-type: none"> Never Rarely Occasionally/So metimes Usually Every time
11.	Your mentor does a necessary follow-up with an assigned task to you.	<p>Legend:</p> <ul style="list-style-type: none"> I don't have a mentor Rarely Occasionally/So metimes Usually Every time
12.	The teachers illustrate the concepts through examples and applications.	

		
13.	The teachers identify your strengths and encourage you by providing the right level of challenges.	
14.	Teachers are able to identify your weaknesses and help you to overcome them.	
15.	The institution makes an effort to engage students in the monitoring, review and continuous quality improvement of the teaching learning process.	

		<p>Legend:</p> <ul style="list-style-type: none"> Strongly disagree Disagree Neutral Agree Strongly agree
16	The institute/ teachers use student centric methods, such as experiential learning, participative learning and problem solving methodologies for enhancing learning experiences	<p>Legend:</p> <ul style="list-style-type: none"> Not at all Very little Somewhat Moderate To a great extent
17.	Teachers encourage you to participate in extracurricular activities	<p>Legend:</p> <ul style="list-style-type: none"> Strongly disagree Disagree Neutral Agree Strongly agree
18.	Efforts are made by the institute/ teachers to inculcate soft skills, life skills and employability skills to make you ready for the world of work.	

		<p>Legend:</p> <ul style="list-style-type: none"> Not at all Very little Somewhat Moderate To a great extent
19.	What percentage of teachers use ICT tools such as LCD projector, Multimedia, etc. while teaching.	<p>Legend:</p> <ul style="list-style-type: none"> Below 29% 30 – 49% 50 – 69% 70 – 89% Above 90%
20.	The overall quality of the teaching-learning process in your institute is very good.	<p>Legend:</p> <ul style="list-style-type: none"> Strongly disagree Disagree Neutral Agree Strongly agree

Observations and suggestions made by the students

1. Teaching Quality

- Teachers are appreciated for their supportive and helpful nature.

- Good use of ICT tools, presentations, and clear explanations with examples.
 - Many departments are praised for their discipline, teaching methods, and syllabus coverage.
 - Teachers encourage students, provide guidance, and create a positive learning environment.
2. **Faculty Support**
 - Mentorship programs and career guidance are well-received.
 - Teachers are approachable, encouraging, and empathetic toward students' needs.
 - Many students find teachers excellent in addressing doubts and maintaining communication.
 -
 3. **Facilities**
 - Cleanliness, supportive campus environment, and classroom resources are appreciated.
 - Practical sessions and access to labs have been beneficial in some departments.
 4. **Extracurricular Activities**
 - Departments organize seminars, events, and activities that help enhance student skills.
 - Students appreciate opportunities for participation in cultural and academic programs.

Suggestions for Improvement

1. **Teaching Methods**
 - Move away from reading PPTs; incorporate interactive and practical teaching methods (chalk-and-board, real-world examples).
 - Encourage two-way communication and student participation in classes.
 - Cover the syllabus comprehensively and on time.
2. **Practical and Industry Exposure**
 - Promote more internships, field visits, and industry-based learning.
 - Upgrade instruments in labs, ensure regular maintenance, and provide hands-on experience.
 - Introduce real-world projects and problem-solving tasks to enhance practical skills.
3. **Faculty Conduct and Punctuality**
 - Address issues of irregular lectures, teacher absenteeism, and partiality.
 - Improve teacher-student communication and foster a friendly, inclusive environment.
4. **Infrastructure and Facilities**
 - Improve cleanliness in classrooms and labs.
 - Address internet connectivity issues and upgrade laboratory equipment.
 - Ensure the availability of notes, reference materials, and library resources.
5. **Student Support and Placements**
 - Provide career-oriented courses, job fairs, and placement drives.

- Conduct soft-skill training, counseling, and mentorship programs for personal and professional growth.
 - Organize guest lectures, webinars, and industry collaborations for better learning.
6. **Extracurricular Activities**
- Arrange more extracurricular, cultural, and sports activities to ensure holistic development.
 - Encourage students to participate in competitive exams and offer necessary guidance.
7. **Curriculum and Syllabus**
- Modify the syllabus to align with current industry needs.
 - Provide detailed notes and conduct unit-wise tests for better preparation