

SHIVAJI UNIVERSITY, KOLHAPUR

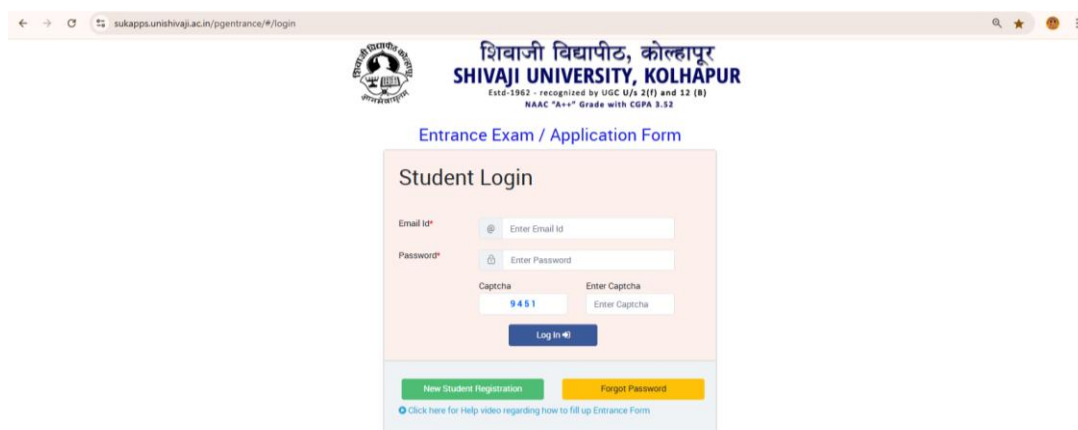
CENTRE FOR DISTANCE AND ONLINE EDUCATION

MBA (DISTANCE MODE) PART-II ADMISSION PROCESS FLOW CHART

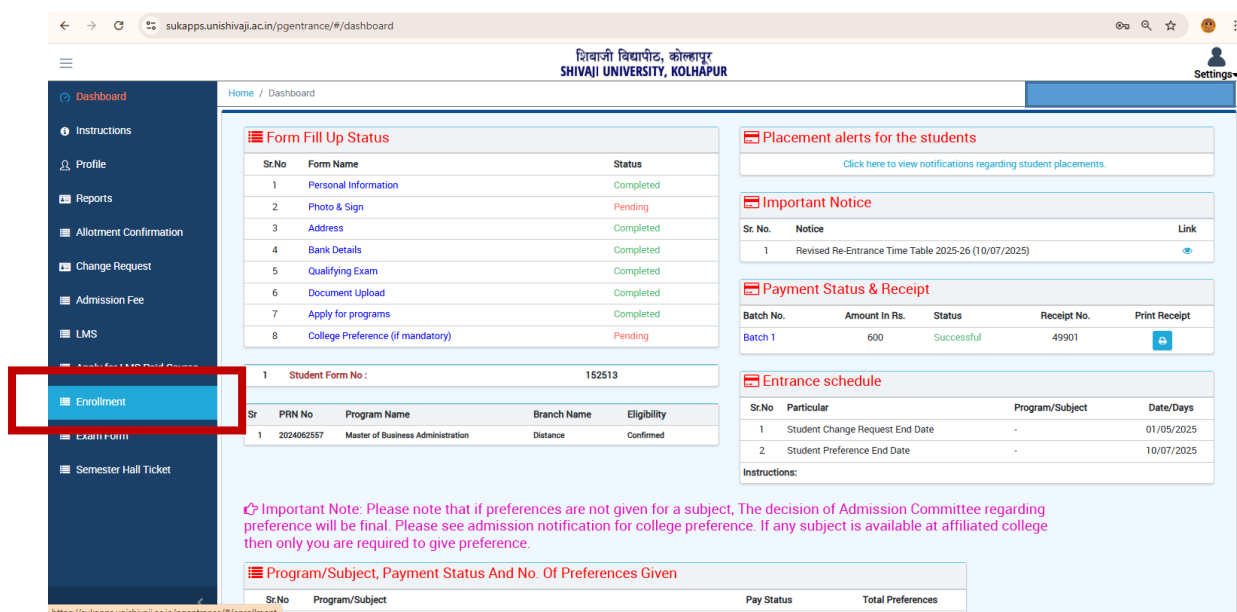
It is to inform you that, MBA (Distance Mode) Part-II admission process is to be done by students from their login. Consider following Flow chart and do the process.

Step 1 – Go to your log in with your registered email id

(Link - <https://sukapps.unishivaji.ac.in/pgentrance/#/login>)



Step 2 – After Successful log in, click on ‘Enrollment Tab’



Sr.No	Form Name	Status
1	Personal Information	Completed
2	Photo & Sign	Pending
3	Address	Completed
4	Bank Details	Completed
5	Qualifying Exam	Completed
6	Document Upload	Completed
7	Apply for programs	Completed
8	College Preference (if mandatory)	Pending

Sr	PRN No	Program Name	Branch Name	Eligibility
1	2024062557	Master of Business Administration	Distance	Confirmed

Batch No.	Amount In Rs.	Status	Receipt No.	Print Receipt
Batch 1	600	Successful	49901	Print Receipt

Sr.No	Particular	Program/Subject	Date/Days
1	Student Change Request End Date	-	01/05/2025
2	Student Preference End Date	-	10/07/2025

Important Note: Please note that if preferences are not given for a subject, The decision of Admission Committee regarding preference will be final. Please see admission notification for college preference. If any subject is available at affiliated college then only you are required to give preference.

Sr.No	Program/Subject	Pay Status	Total Preferences
-------	-----------------	------------	-------------------

After clicking on enrollment tab, It shows subjects for SEM-III and SEM-IV

The screenshot shows the Shivaji University enrollment portal. The left sidebar contains navigation links: Dashboard, Instructions, Profile, Reports, Allotment Confirmation, Change Request, Admission Fee, LMS, Apply for LMS Paid Course, Enrollment (highlighted), Exam Form, and Semester Hall Ticket. The main content area is titled 'Enrollment for 2nd or 3rd Year' and displays a table with two rows of course parts. The first row is 'M.B.A.CBCS(Distance Mode) Semester-3' and the second is 'M.B.A.CBCS(Distance Mode) Semester-4'. Both rows have a 'Select' checkbox, which is highlighted with a red circle in the first row. The top of the page shows the university name 'SHIVAJI UNIVERSITY, KOLHAPUR' and a 'Settings' button.

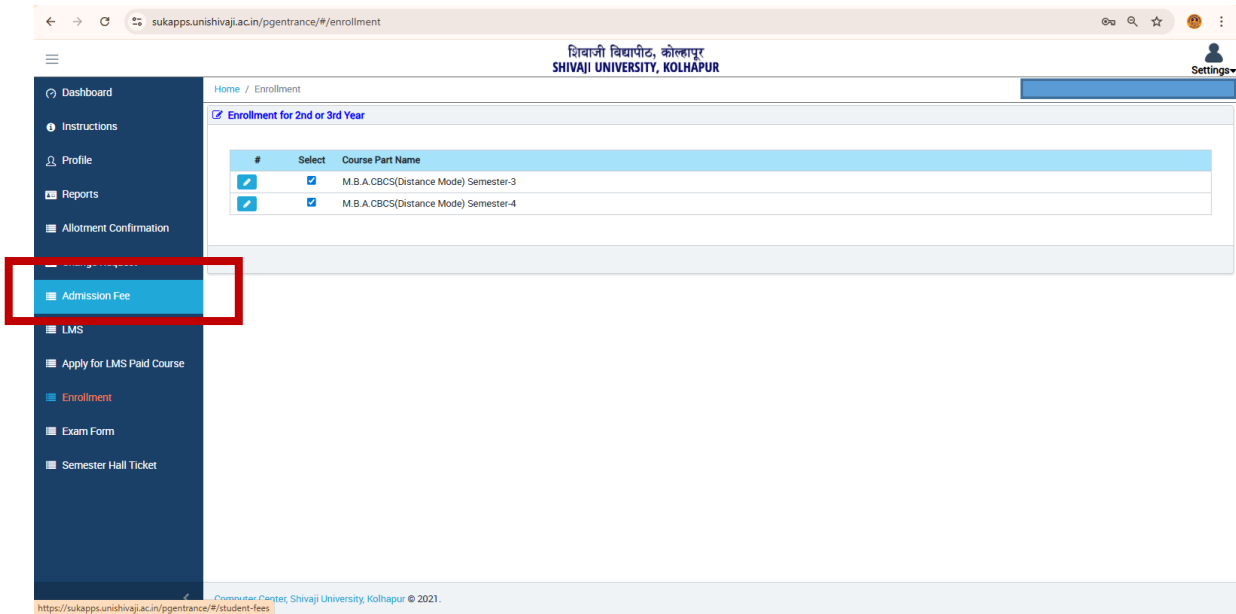
When you tick on checkbox of SEM-3, all the specialization wise subjects will be displayed.

The screenshot shows the 'Course Part M.B.A.CBCS(Distance Mode) Semester-3' modal. The modal displays a list of subjects grouped by specialization. The groups are: Compulsory (Max Subject: 2, Min Subject: 2), E1-Marketing Mgt (Max Subject: 3, Min Subject: 0), E4-Prod Mgt (Max Subject: 3, Min Subject: 0), E3-Financial Mgt (Max Subject: 3, Min Subject: 0), and E2-Human Res Mgt (Max Subject: 3, Min Subject: 0). Each group has a 'Syllabus Name' and a list of subjects with checkboxes. The 'Compulsory' group has two subjects: '93026 Corporate Policy and Strategic Management' and '93027 Indian Ethos and Business Ethics'. The 'E1-Marketing Mgt' group has three subjects: '93257 Sales and Distribution Management Paper I', '93258 Integrated Marketing Communication Paper II', and '93259 Buying Behaviour And Brand Management Paper III'. The 'E4-Prod Mgt' group has three subjects: '93262 Operations Management Strategies Paper I', '93263 Production Planning and Control Paper II', and '93264 Materials & Inventory Management Paper III'. The 'E3-Financial Mgt' group has three subjects: '93267 Indian Financial System Paper I', '93268 Financial Decision Analysis Paper II', and '93269 Project Appraisal and Finance Paper III'. The 'E2-Human Res Mgt' group has no subjects listed. The modal also shows 'Total appear Minimum Subject/Course: 6' and 'Total appear Maximum Subject/Course: 6'.

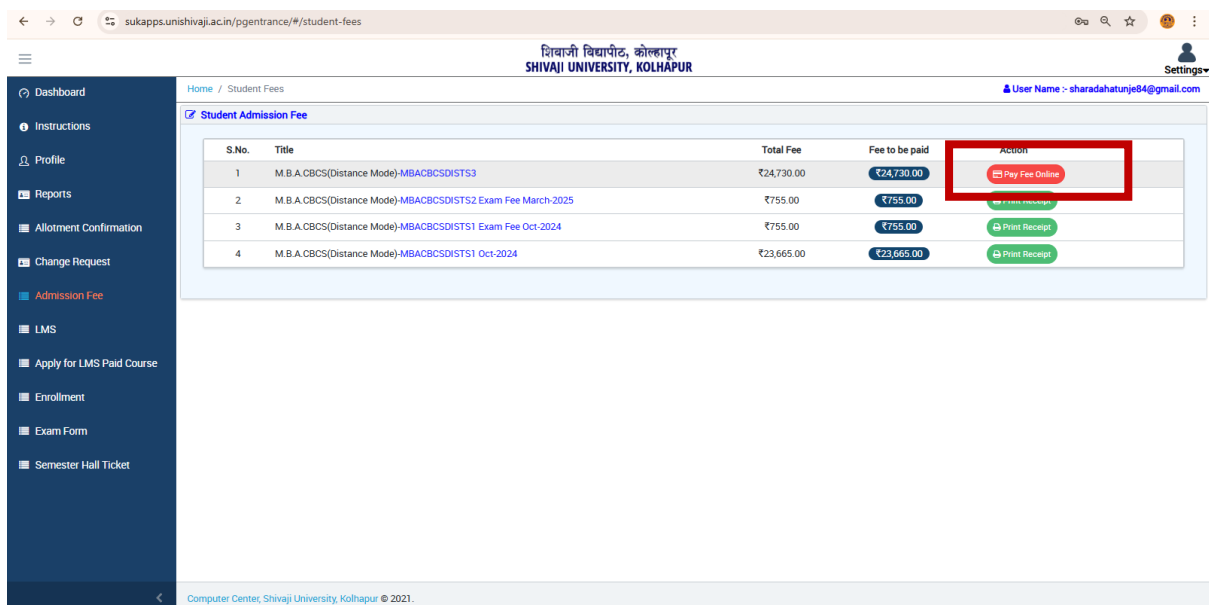
Students need to select any two specializations out of total five. Tick the subjects of selected specializations and save it. (Total 6 subjects to be ticketed). The same process will be followed for SEM-IV.

For SEM-IV – Except Compulsory papers, you need to select total 4 specialization subjects.

Step 3 – after selecting subjects for SEM-III and SEM-IV, go to ‘Admission Fee’



Step 4 – Click on ‘Pay Fee Online’ and pay the fees for Part-II Rs. 24730/-



After successful payment, get the receipt in the same tab. (Note – Please don’t use Credit card for payments.)

Step 5 – Submission of Fee Receipt

Once the books available, we will inform the same. Students need to come to University for collecting the books. At that time, bring two copies of fee receipt and submit to administrative staff. (one for Books and one for submission)

Sd/-
Programme Coordinator